

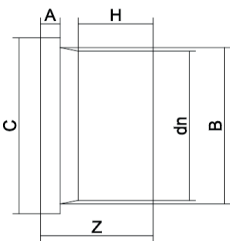
Acessório Injetado PEAD

Fabricado em PE100-RC preto;

Adequado para redes de água (EN 12201 – ISSO 4427).



**SDRI17
PN10**



dn	código	H [mm]	Z [mm]	B [mm]	C [mm]	A [mm]	Peso [Kg]
63	CP063B	64	99	75	103	14	0,15
75	CP075B	75	111	89	123	16	0,23
90	CP090B	87	122	105	139	17	0,36
*110	CP110B	96	139	125	159	18	0,54
*125	CP125B	100	142	132	159	18	0,57
*140	CP140B	100	150	155	189	18	0,80
*160	CP160B	106	157	175	213	18	1,06
*180	CP180B	114	163	180	213	20	1,14
*200	CP200B	121	183	232	269	24	2,00
*225	CP225B	110	179	235	269	24	2,15
*250	CP250B	129	189	285	321	25	3,15
*280	CP280B	148	195	291	321	25	3,30
*315	CP315B	152	215	335	371	25	4,80
*355	CP355B	171	234	373	431	30	7,00
*400	CP400B	187	259	427	483	33	9,60

* Adequado para conexão com flange ASME B 16.5

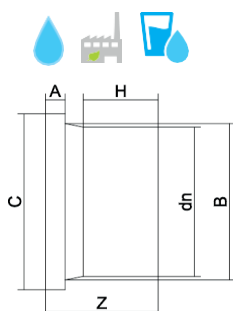
Acessório Injetado PEAD

Fabricado em PE100-RC preto;

Adequado para redes de água (EN 12201 – ISSO 4427).



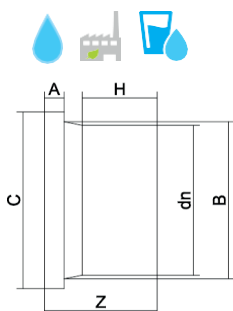
SDR11 PN16



dn	código	H [mm]	Z [mm]	B [mm]	C [mm]	A [mm]	Peso [Kg]
20	CP020C	64	88	26	44	8	0,03
25	CP025C	45	69	33	59	9	0,04
32	CP032C	57	83	40	69	10	0,06
40	CP040C	55	81	50	79	11	0,08
50	CP050C	55	88	61	89	13	0,13
63	CP063C	64	101	75	103	14	0,20
75	CP075C	74	116	89	123	16	0,31
90	CP090C	82	121	105	139	17	0,42
*110	CP110C	91	142	125	159	18	0,65
*125	CP125C	102	149	132	159	25	0,78
*140	CP140C	102	158	155	189	25	1,19
*160	CP160C	109	165	175	213	25	1,57
*180	CP180C	114	172	180	213	30	1,74
*200	CP200C	117	195	232	269	32	3,11
*225	CP225C	113	189	235	269	32	3,20
*250	CP250C	128	199	285	321	35	4,60
*280	CP280C	150	208	291	321	35	4,98
*315	CP315C	153	228	335	371	35	7,20
*355	CP355C	173	247	373	431	40	10,20
*400	CP400C	190	272	427	483	45	14,20

* Adequado para conexão com flange ASME B 16.5

SDR9 PN20



dn	código	H [mm]	Z [mm]	B [mm]	C [mm]	A [mm]	Peso [Kg]
63	CP063G	63	99	75	103	14	0,22
75	CP075G	73	111	89	123	16	0,30
90	CP090G	82	123	105	139	17	0,49
*110	CP110G	90	135	125	159	18	0,77
*125	CP125G	101	151	132	159	25	0,97
*140	CP140G	102	160	155	189	25	1,40
*160	CP160G	106	165	175	213	26	1,77
*180	CP180G	114	176	180	213	30	2,07
*200	CP200G	119	198	232	269	32	3,65
*225	CP225G	114	189	235	269	32	3,63
*250	CP250G	129	200	285	332	35	5,29
*280	CP280G	140	214	291	332	38	6,00
*315	CP315G	157	230	335	392	40	8,80
*400	CP400G	185	275	427	506	50	18,20

* Adequado para conexão com flange ASME B 16.5

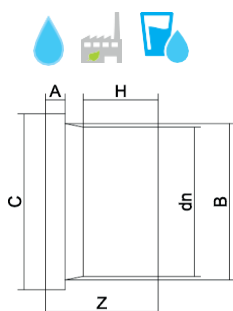
Acessório Injetado PEAD

Fabricado em PE100-RC preto;

Adequado para redes de água (EN 12201 – ISSO 4427).



**SDR7,4
PN25**



dn	código	H [mm]	Z [mm]	B [mm]	C [mm]	A [mm]	Peso [Kg]
25	CP025H	45	69	34	59	10	0,04
32	CP032H	56	82	40	69	11	0,06
40	CP040H	56	80	50	79	12	0,10
50	CP050H	55	87	61	89	13	0,16
63	CP063H	63	101	75	103	16	0,25
75	CP075H	73	113	89	123	18	0,40
90	CP090H	82	126	105	139	20	0,59
*110	CP110H	91	143	125	159	21	0,91
*125	CP125H	101	152	132	159	28	1,14
*140	CP140H	102	164	155	189	29	1,61
*160	CP160H	106	168	175	213	29	2,13
*180	CP180H	114	178	180	213	32	2,46
*200	CP200H	116	200	232	269	34	4,00
*225	CP225H	115	199	235	269	34	4,20
*250	CP250H	129	202	285	332	37	6,30
*280	CP280H	153	215	291	332	42	7,20
*315	CP315H	154	238	335	392	47	10,00

* Adequado para conexão com flange ASME B 16.5